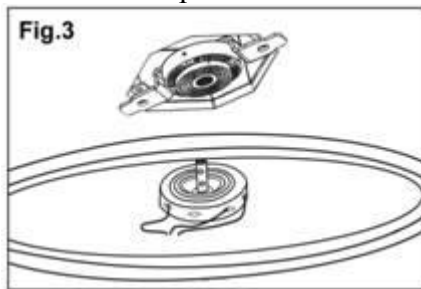




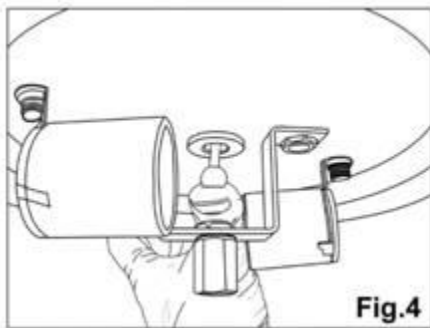
## SURFACE MOUNT FIXTURE

Once the Receptacle is installed into the outlet box – you are ready to install the fixture

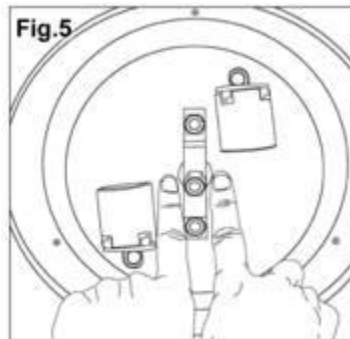
1. Line up the Fixture to the Receptable



2. Press the button and Insert Plug into Receptacle



3. Let Go of the button – and PRESS FIRMLY ON THE CANOPY



Listen for the CLICK - INSTALLATION COMPLETE